VG

Rain Gutter
Rain Chain
Roof Sheet

Rain Gutter **No.1**
Best-Selling in Thailand



iR-uPVC NEW STRENGTH
THE NEW INNOVATION, *EXCLUSIVELY FROM VG*

10 years Product Warranty
Terms and conditions as designated by the company

Lifetime Usage For more than 15 years

Up to 3,000+ Distributors in Thailand

MADE IN THAILAND

VG | CNP

The Leading Expert of
iR-uPVC Industry

About Us

VG has developed, designed, and distributed the latest rain gutter, rain chain,and roof sheet innovation made of iR-uPVC. Only premium-quality materials and chemicals from around the world are sourced to create **VG** products with exceptional qualities, produced specifically for Thailand's extreme climate of heat, humidity and heavy rain.



VG PRODUCTS

Excel in Quality

with Advanced Manufacturing Practices

1

Globally recognized raw material brands are selected,

for instance of Dupont and BASF and more from leading countries such as USA, Germany, Japan and Korea.

2

High speed mixer

is used to maintain constant quality.

3

Technological advanced co-extrusion and high precision injection machines

are used to manufacture all VG Products.

4

Weathering Test

from Germany **tests materials' durability under extreme environmental conditions guaranteed product's lifespan of more than 15 years.**

5

Standardized quality control

is prioritized from manufacturing to packing process to ensure high quality.






Up To
3,000
Distributors

One-Stop
Installation Service

Countrywide














VG Vinyl Rain Gutter
and VG Vinyl Rain Chain

Excel the Usual with Innovative Strength
and Weatherproof Features

Cosmo XL 350





VG Vinyl Rain Gutter

For Large Buildings

Snow Roof PRO



VG Vinyl Roof Sheet

Where Ultimate Strength Meets Aesthetics

VG Vinyl Rain Gutter
Surpasses Any Rain Gutter
with *iR-uPVC* and *Double Layers Technology,*

Made specifically for ***Thailand's extreme climate of heat***, humidity and heavy rain.

Rain Gutter **No.1**
Best-Selling in Thailand

X3 UV Resistance | **Double** Layers | **World's No.1** Color | Weathering Test **Lifetime Usage** For More Than 15 Years | Flexible and **Shatterproof** | **Rust-Free**

- Use globally recognized raw material brands from Germany, USA, Korea and Japan.
- Use Calcium Zinc instead of Lead for a safer choice.



Ezy

Semi-Modern Style

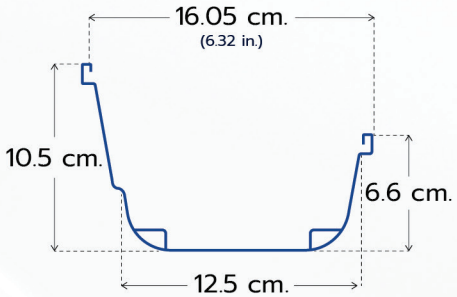

RAIN GUTTER AND ACCESSORIES

DARK BROWN WHITE



RAIN GUTTER


CONNECTOR


STANDARD BRACKET


90° OUTSIDE CORNER


90° INSIDE CORNER


END CAP


DROP OUTLET


ADJUSTER SET


ALUMINIUM LEAF GUARD

PIPE AND ACCESSORIES

WHITE DARK BROWN GREY CREAMY WHITE RED BROWN



PIPE


PIPE LOCK


90° ELBOW


30° ELBOW


PIPE CONNECTOR





Primo

Modern Style

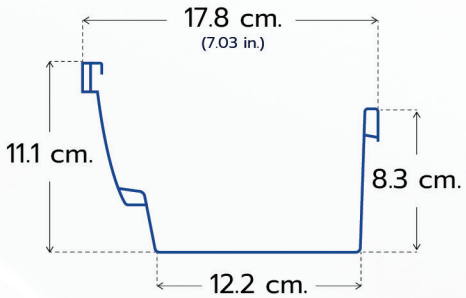

RAIN GUTTER AND ACCESSORIES

WHITE | DARK BROWN | GREY



RAIN GUTTER


CONNECTOR


INVISBLE HANGER


90° OUTSIDE CORNER


90° INSIDE CORNER


END CAP


DROP OUTLET


ADJUSTER SET


ALUMINIUM LEAF GUARD

PIPE AND ACCESSORIES

WHITE | DARK BROWN | GREY | CREAMY WHITE | RED BROWN



PIPE


PIPE LOCK


90° ELBOW


30° ELBOW


PIPE CONNECTOR



First R2

Classic Style

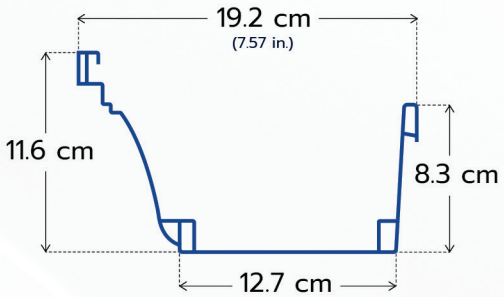

RAIN GUTTER AND ACCESSORIES

CREAMY WHITE | RED BROWN | GREY



RAIN GUTTER


CONNECTOR


STANDARD BRACKET


INVISBLE HANGER


90° OUTSIDE CORNER


90° INSIDE CORNER


END CAP


DROP OUTLET


ADJUSTER SET


ALUMINIUM LEAF GUARD

PIPE AND ACCESSORIES

WHITE | DARK BROWN | GREY | CREAMY WHITE | RED BROWN



PIPE


PIPE LOCK


90° ELBOW


30° ELBOW


PIPE CONNECTOR





VG VINYL RAIN CHAIN



Floral



Gems



SUITABLE FOR ALL **VG** RAIN GUTTER SERIES

EZY | PRIMO | FIRST R2

VG VINYL RAIN CHAIN INSTALLATION GUIDE

Accessories

Length 1 meter / set



Funnel



Funnel Hook



Chain Connector



Chain Weight

1 ASSEMBLE PART 1 : RAIN CHAIN

1.1 Connect *funnel hook* with the end tip of the *funnel*.

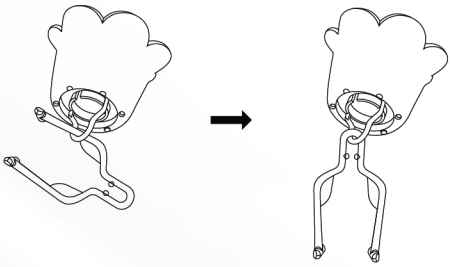

1.2 Squeeze the end of the *funnel hook* and insert it into the next *funnel* until the two tips are locked in place as indicated.

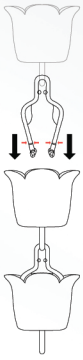

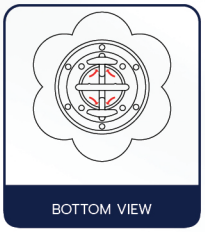

BOTTOM VIEW

1.3 Repeat step 1.1-1.2 until finish and put on the *chain weight* on the last funnel.

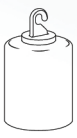

CHAIN WEIGHT

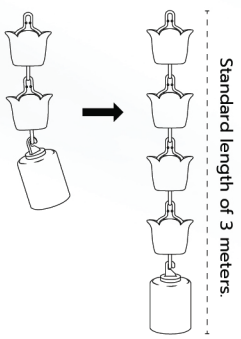

2 ASSEMBLE PART 2 : CHAIN CONNECTOR

2.1 Insert the last piece of *funnel hook* inside the *chain connector*.

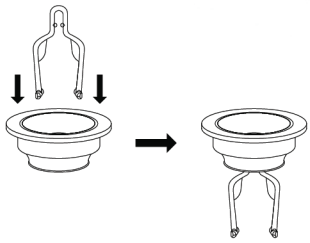

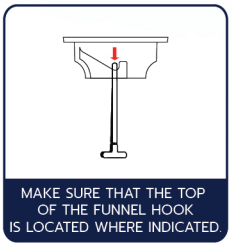

MAKE SURE THAT THE TOP OF THE FUNNEL HOOK IS LOCATED WHERE INDICATED.

2.2 Insert *chain connector* into the drop outlet of the guttering system.

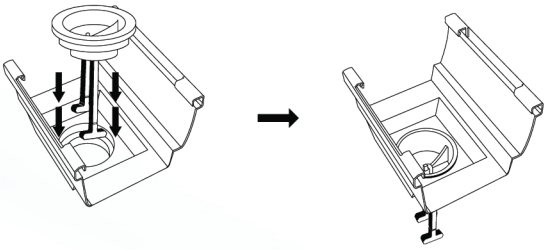

3 PUT TOGETHER PART 1 AND 2

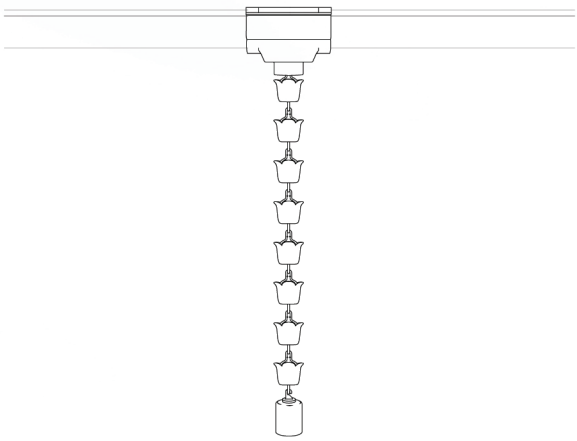

NEW Rain Gutter size XL

VG VINYL RAIN GUTTER

COSMO XL 350

Asia's First and Only
Vinyl Rain Gutter
For **Large** Buildings



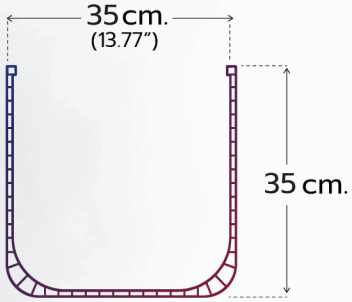

Rain Gutter

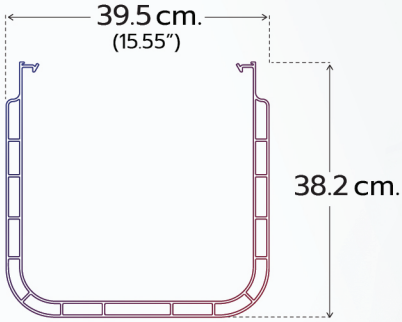

Standard Bracket

Factory Size
Cheaper than Stainless steel



X3 UV Resistance | Double Layers | World's No.1 Color | Flexible and Shatterproof | For Large Buildings | Rust-Free

Rain Gutter Equipment

RAIN GUTTER	STANDARD BRACKET	DROP OUTLET	CONNECTOR	END CAP
 3M.		 COMPATIBLE WITH 6" PIPE		


L-SHAPED STEEL FRAME


U-SHAPED STEEL FRAME



VG Vinyl Roof Sheet

Snow Roof *PRO*

Smart Lock

SMART LOCK
Lastest Innovation
VG's Exclusive Copyright

Easy Replacement. ***Complete Dismantling Not Needed.***

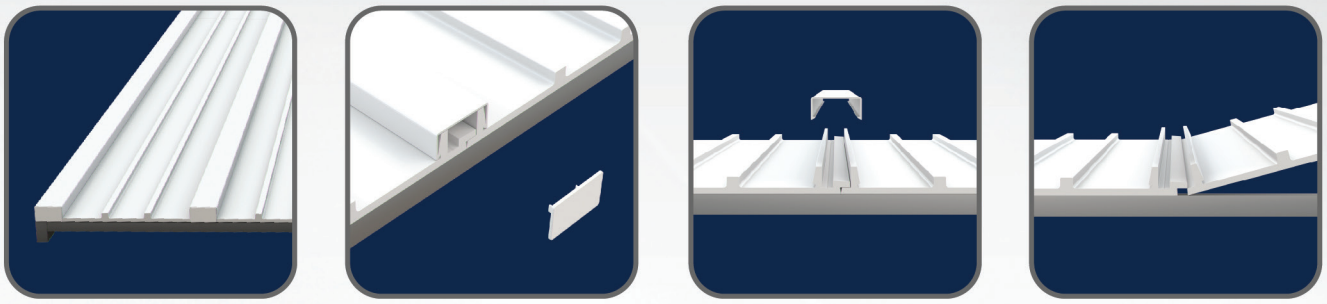

Just remove the end cap and ridge cap to change any roof sheet needed.

X3 UV Resistance | **Triple** Layers | **World's No.1** Color | **Soundproofing** Insulation | Flexible and **Shatterproof** | **Rust-Free** | **No Leak**

VG Vinyl Roof *Surpasses* Other Vinyl Roof

with *iR-uPVC* and *Triple Layers Technology*

Made specifically for *Thailand's extreme climate of heat,* humidity and heavy rain.

Top Layer	Reflective surface of 3x UV rays heat resistance with DUPONT World's No. 1 Color
Inner Layer iR-uPVC Foam	Strong backbone layer provides structural support for non-deformable shape with acoustic absorption and heat insulation.
Bottom Layer	Layer of reflective surface of 3x UV rays heat resistance with for ceiling usage and additional internal heat resistance.



- Sourced high-quality chemicals and materials from top global suppliers in Germany, USA, Korea, and Japan.
- Used **Calcium Zinc** instead of Lead for a safer choice.
- Used Weathering Test from Germany *to test materials' durability under extreme environmental conditions to ensure more than 15 years lifetime usage.*



STARTER TRIM | ROOF SHEET | FINISH TRIM | RIDGE CAP | END CAP

GREY | WHITE | BROWN

- Spacification -

4 Roof Sheets

Width **1.05** m. | Thickness **6** mm. | Weight **6.76** kg./sq.m. range +/- 0.57

STARTER/FINISH TRIM | **3** and **4** meters long

ROOF SHEET | RIDGE CAP

3, 3.5, 4, 4.5, 5, 5.5, 6 meters long

6.5 - 15 meters long are made to order products

(3-15 business days)

- Installation Standards -

- *Distance between purlins*

40 cm. and 60 cm.

For **Grey** and **Brown** Snow Roof Pro — For **White** Snow Roof Pro

Slope can be as low as 3° degrees

- Drill 1" 1/2 taper screw (on every spacing of purlin)
- Make sure all parts are **tightly attached** before drilling screws
- Use solvent cement (for pvc) to seal inside the roof gaps and follow by a bit of hot glue

- Roof Sheet Calculaltion : width (in meters) divide by 0.2625 equals the number of roof sheets needed -

Product Registered with Intellectual Property and Design Patent

SNOW ROOF *PRO*

CREATE YOUR OWN *style*

Any patterns and styles made possible with

Smart Lock

Lastest ***Innovation!*** **VG's** *Exclusive Copyright*

Easy Replacement

Complete Dismantling Not Needed



Mix and Match Colors



Tailored to Your Style



VG Snow Roof PRO INSTALLATION GUIDE

Easy installation

DRILL 1" ½ TAPER SCREW
on every spacing of purlin

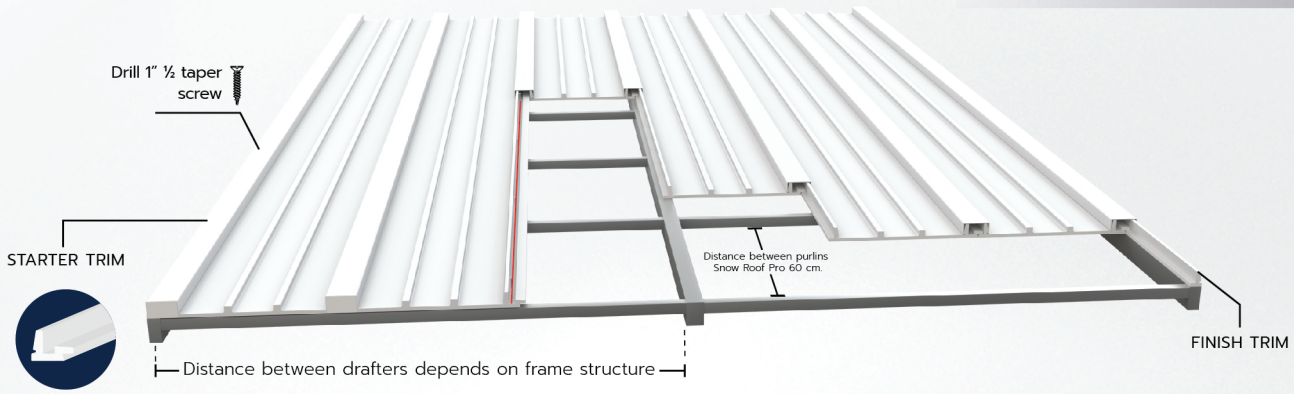

Snow Roof PRO | Roof Sheet

INSTALLATION STEPS

1

- Install starter trim at the edge of the roof frame by using electric screwdriver to attach the starter trim with the rafter.
- The spacing of drilling screws should be equal to the spacing of purlins.

* DRILL THE SCREW ALONG THE MARKED RED LINE ONLY.

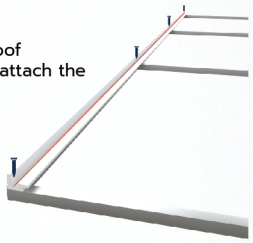

2

- Attach VG roof sheet into the starter trim and put on the ridge cap.
- Make sure that all parts are tightly attached to each other to prevent leakage.



3

- Hold on tight to the ridge cap.
- Use electric screwdriver to attach the roof sheet along the line of purlin. Only drill screws on the edge of VG roof sheet.
- Do the same for the next roof sheet until the end of the roof frame.

* DO NOT DRILL SCREWS WHERE NOT INDICATED.



4

- Put ridge cap on all connected parts : between roof sheets, starter trim and finish trim.



5

- Attach finish trim after installing the last roof sheet and put the ridge cap on.
- Make sure that all parts are tightly attached to each other to prevent leakage.



6

- Attach end cap at the end gap of roof sheets where indicated : between roof sheets, starter trim and finish trim.
- Try assembling first to make sure that the end cap is used correctly. (End cap is asymmetrical to make sure that it locks with the roof.)
- Use solent cement (for pvc) to seal inside the roof gaps and follow by a bit of hot glue to make sure it stays in place.



FLASHING

USE SHARP TIP WAFER SELF DRILLING SCREW 16MM. TO INSTALL FLASHING

VG UNIVERSAL FLASHING (VINYL)

Suitable for all VG roof series

Thickness 2.2 mm. | Width 22.54 cm.

VG UNIVERSAL FLASHING (VINYL) CROSS SECTION

USAGE VARIATION



CUSTOMIZABLE SIZE AND DEGREES OF BENDING

CAN SPLIT IN HALF

FULL SHEET / HALF SHEET

U.A1
BARGE CAPPING FLASHING

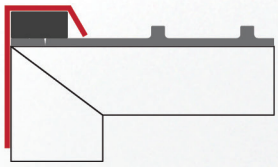



CUSTOMIZABLE SIZE FOR BOTH
FULL AND PARTIAL ROOF SHEET INSTALLATION
(INSTALL FLASHING ON THE ROOF SHEET'S RIDGE)

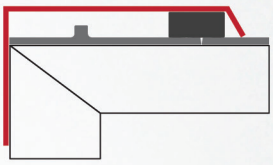



U.C1
RIDGE CAPPING FLASHING

CUSTOMIZABLE DEGREES OF BENDING





FULL SHEET / HALF SHEET

U.D1
EAVE FLASHING

CUSTOMIZABLE DEGREES OF BENDING

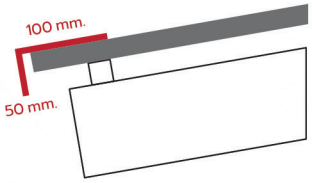



FULL SHEET / HALF SHEET

U.E1
HIP CAPPING FLASHING

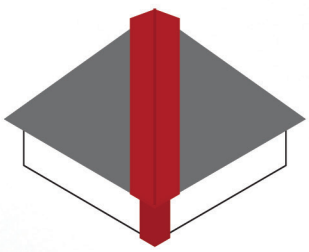



VG Z FLASHING (POLYMER)

Suitable for

SNOW ROOF *PRO*



VG Z PRO FLASHING (POLYMER)

Suitable for VG Snow Roof Pro
Thickness 3.5 mm. | Width 52.5 cm. per 1 sheet

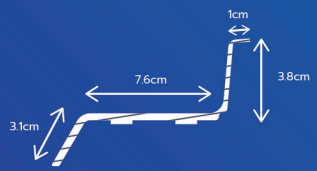

SIDE VIEW OF VG Z PRO FLASHING (POLYMER)

ZP.B1



PARAPET CAPPING



How to Clean

1. Dilute detergent or dishwashing liquid and use a sponge to clean the product.
2. Use a clean cloth with water to wipe off the cleaning solution.
3. Wipe dry with a clean cloth.

Do not use tinner, turpentine or other highly acidic chemicals on roof sheet and its accessories. It can cause damage the surface of the product. The cloth used in cleaning should be clean and not contaminated with any acidic chemicals.

VG | CNP

(TH) 087-654-7799, 087-654-7788 **(EN)** 063-271-7711

info@mycnpgroup.com @vg.cnp

